

New


New



Sportello in Lamiera Smaltata



Griglia posteriore incorporata



Piedini regolabili

Griglia anteriore incorporata

Si costruiscono cassette su misura

Product's project



Griglia posteriore incorporata

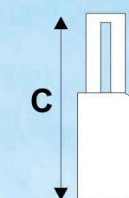
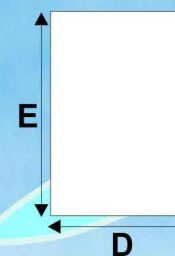
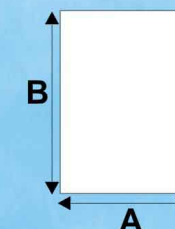
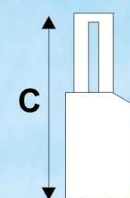

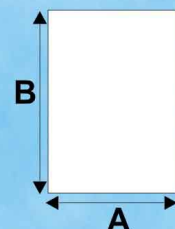


Sportello in Lamiera Smaltata



Cassette collettori a pavimento - Deposit collectors floor

Modello Model	Dim. fondo Dimension		Registro Register	Dim. sportello Door dimension		Prezzo Price	Confez. Packing
	A	B	C	D	E	€	
CCP00	400	720\810	110\150	440	500	93,05	1
CCP01	500	720\810	110\150	540	500	104,46	1
CCP02	600	720\810	110\150	640	500	115,28	1
CCP03	700	720\810	110\150	740	500	126,08	1
CCP04	800	720\810	110\150	840	500	136,04	1
CCP05	1000	720\810	110\150	1040	500	146,46	1
CCP06	1200	720\810	110\150	1240	500	163,21	1



Cassette collettori ad incasso- Deposit slip collection

Modello Model	Dim. fondo Dimension		Registro Register	Dim. sportello Door dimension		Prezzo Price	Confez. Packing
	A	B	C	D	E	€	
CCI00	400	460	110\150	440	500	81,42	1
CCI01	500	460	110\150	540	500	91,42	1
CCI02	600	460	110\150	640	500	100,67	1
CCI03	700	460	110\150	740	500	110,03	1
CCI04	800	460	110\150	840	500	118,47	1
CCI05	1000	460	110\150	1040	500	126,27	1
CCI06	1200	460	110\150	1240	500	139,91	1